



Description:

20 AWG triads stranded (19x32) tinned copper conductors, twisted triads, PVC insulation, unshielded, PVC jacket.

Physical Characteristics (Overall)

Conductor

AWG:

# Triads	AWG	Stranding	Conductor Material
1	20	19x32	TC - Tinned Copper

Insulation

Insulation Material:

Insulation Material	Dia. (in.)
PVC - Polyvinyl Chloride	.068

Inner Shield

Inner Shield Color Code Chart:

Number	Color
1	Black & White & Red

Outer Shield

Outer Shield Material:

Outer Shield Material
Unshielded

Outer Jacket

Outer Jacket Material:

Outer Jacket Material	Nom. Wall Thickness (in.)
PVC - Polyvinyl Chloride	.037

Outer Jacket Ripcord: Yes

Overall Cabling

Overall Nominal Diameter: 0.225 in.

Mechanical Characteristics (Overall)

Operating Temperature Range: -30°C To +105°C

UL Temperature Rating: 105°C

Bulk Cable Weight: 27 lbs/1000 ft.

Max. Recommended Pulling Tension: 46 lbs.

Min. Bend Radius (Install)/Minor Axis: 2.250 in.

Applicable Specifications and Agency Compliance (Overall)

Applicable Standards & Environmental Programs

NEC/(UL) Specification: PLTC, ITC, CMG

CEC/C(UL) Specification: CMG

EU CE Mark: Yes

EU Directive 2000/53/EC (ELV): Yes

9492 Triad - 300V Power-Limited Tray Cable

EU Directive 2002/95/EC (RoHS):	Yes
EU RoHS Compliance Date (mm/dd/yyyy):	04/01/2005
EU Directive 2002/96/EC (WEEE):	Yes
EU Directive 2003/11/EC (BFR):	Yes
CA Prop 65 (CJ for Wire & Cable):	Yes
MII Order #39 (China RoHS):	Yes

Flame Test

UL Flame Test:	UL1685 FT4 Loading
C(UL) Flame Test:	FT4
IEEE Flame Test:	1202
ICEA Flame Test:	T-29-520

Suitability

Suitability - Indoor:	Yes
Suitability - Outdoor:	Yes
Suitability - Burial:	Yes
Sunlight Resistance:	Yes

Plenum/Non-Plenum

Plenum (Y/N):	No
---------------	----

Surface Printing (Overall)

Surface Printing:	LEGEND: BELDEN 9492 E34972 1TRD20 (UL) CMG 105C OR PLTC OR ITC SUN RES DIR BUR OR AWM 2464 80C 300V OR C(UL) CMG----FT4 IEEE 1202 (2 FT, 7 DIGIT SEQUENTIAL NUMBER) FEET
-------------------	--

Electrical Characteristics (Overall)

Nom. Inductance:

Inductance (µH/ft)	.19
--------------------	-----

Nom. Capacitance Conductor to Conductor:

Capacitance (pF/ft)	30
---------------------	----

Nom. Conductor DC Resistance:

DCR @ 20°C (Ohm/1000 ft)	9.5
--------------------------	-----

Max. Operating Voltage - UL:

Voltage	300 V RMS
---------	-----------

Max. Recommended Current:

Current	4.8 Amps per conductor @ 25°C
---------	-------------------------------

Put Ups and Colors:

Item #	Putup	Ship Weight	Color	Notes	Item Desc
9492 060U1000	1,000 FT	29.000 LB	CHROME		3 #20 PVC PVC
9492 060U500	500 FT	15.500 LB	CHROME		3 #20 PVC PVC

UL Instrumentation Cable

300V Power-Limited Tray Cables

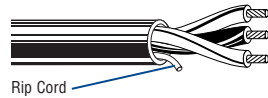
Industrial Grade Sunlight- and Oil-Resistant Jackets

Description	Part No.	No. of Triads	Color Code	Standard Lengths		Standard Unit Weight		Jacket Thickness		Nominal OD		Maximum Pull Tension		Minimum Bend Radius	
				Ft.	m	Lbs.	kg	Inch	mm	Inch	mm	Lbs.	N	Inch	mm

20 AWG Triads Stranded (19x32) Tinned Copper Conductors • Twisted Triads

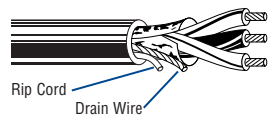
Unshielded • PVC Insulation • Chrome PVC Jacket

NEC: PLTC, ITC, CMG CEC: CMG FT4 IEEE 1202/383 ICEA T-29-520	9492	1	E1	U-500 U-1000	U-152.4 U-304.8	15.5 29.0	7.0 13.2	.037	.94	.225	5.72	46	205	2.25	57.15
---	-------------	---	----	-----------------	--------------------	--------------	-------------	------	-----	------	------	----	-----	------	-------



Overall Beldfoil® Shield (100% Coverage) • PVC Insulation • Chrome PVC Jacket

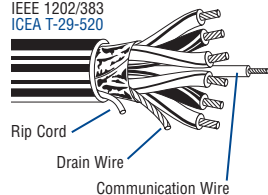
NEC: PLTC, ITC, CMG CEC: CMG FT4 IEEE 1202/383 ICEA T-29-520	9364	1	E1	U-500 U-1000	U-152.4 U-304.8	17.0 32.0	7.7 14.5	.037	.94	.228	5.79	46	205	2.25	57.15
---	-------------	---	----	-----------------	--------------------	--------------	-------------	------	-----	------	------	----	-----	------	-------



20 AWG Triads Stranded (7x28) Bare Copper Conductors • Twisted Triads

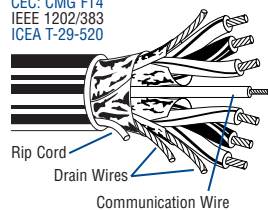
Overall Beldfoil Shield (100% Coverage) • PVC Insulation • Black PVC Jacket (See chart below for other options)

NEC: PLTC, ITC, CMG CEC: CMG FT4 IEEE 1202/383 ICEA T-29-520	1526A	1	E1	10000 [†]	3048.0	310.0	140.6	.037	.94	.215	5.46	42	187	2.20	55.88
	3017A	2	E1	Bulk ^{††}	Bulk	—	—	.055	1.40	.360	9.14	97	432	3.60	91.44
	3020A	4	E1	Bulk ^{††}	Bulk	—	—	.055	1.40	.470	11.94	174	774	4.75	120.65
	3021A	8	E1	Bulk ^{††}	Bulk	—	—	.055	1.40	.560	14.22	330	1468	5.00	127.00
	3022A	12	E1	Bulk ^{††}	Bulk	—	—	.066	1.68	.710	18.03	485	2158	7.00	177.80
	3023A	16	E1	Bulk ^{††}	Bulk	—	—	.064	1.63	.821	20.85	600	2669	7.75	196.85
	3024A	24	E1	Bulk ^{††}	Bulk	—	—	.074	1.88	1.031	26.19	920	4093	9.25	234.95



Individually Shielded + Overall Beldfoil Shield (100% Coverage) • PVC Insulation • Black PVC Jacket (Other options below)

NEC: PLTC, ITC, CMG CEC: CMG FT4 IEEE 1202/383 ICEA T-29-520	3018A	2	E1	Bulk ^{††}	Bulk	—	—	.055	1.40	.372	9.45	102	454	3.75	95.25
	1083A	4	E1	10000 [†]	3048.0	1410.8	640.9	.053	1.35	.451	11.46	228	1014	4.50	114.30
	1084A	8	E1	7500 [†]	2286.0	1755.0	796.1	.064	1.63	.575	10.81	432	1922	5.75	146.05
	1085A	12	E1	5000 [†]	1524.0	1735.0	787.0	.064	1.63	.714	18.14	636	2829	7.15	181.61
	1092A	16	E1	Bulk ^{††}	Bulk	—	—	.064	1.63	.793	20.14	841	3741	7.90	200.66
	1086A	24	E1	2500 [†]	762.0	1602.5	726.9	.074	1.88	.992	25.20	1250	5561	9.90	251.46
	3067A	36	E1	Bulk ^{††}	Bulk	—	—	.074	1.88	1.292	32.82	1875	6273	13.00	330.20



[†]Final put-up length may vary ±10% from length shown.
^{††}Bulk = Check length available for specific construction.

E1 = Refer to Technical Information section for color code.
Alternate color coding available upon request.

Multiple pair or triad cables have each pair/triad numbered for ease of identification.

Conductor, Insulation and Jacket Options**

To Specify:		
1234	A	E
Start with Part No.	Add or replace letter code for desired conductor, insulation & jacket	Add for Exposed Run rating if desired

Bare	Tinned	Insulation/Jacket
A	B	PVC/PVC
C	D	XLPE/PVC
K	L	TPE/TPE
Q	R	XLPE/CPE
S	T	XLPE/Haloarrest®

**For 1000 and 3000 Series cables only.